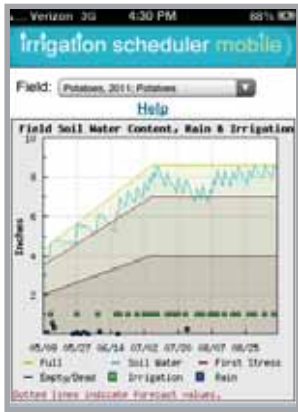


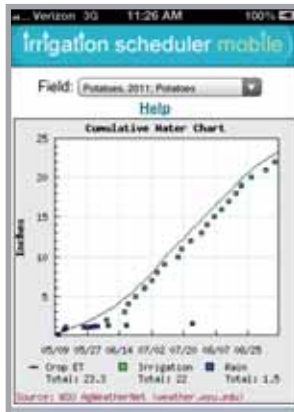
Irrigation Scheduling Made Easy

irrigation scheduler mobile

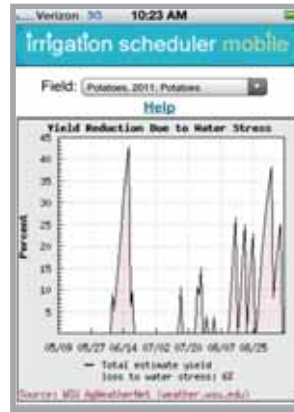
User Guide



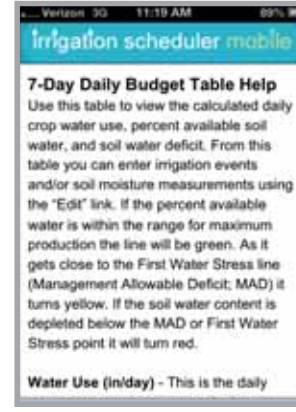
7-Day Budget Table: View crop water use, precipitation and soil moisture characteristics, add irrigation amounts



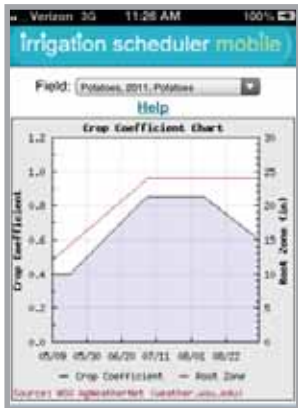
Cumulative Water Chart: Graphical representation of crop ET, precipitation and irrigation



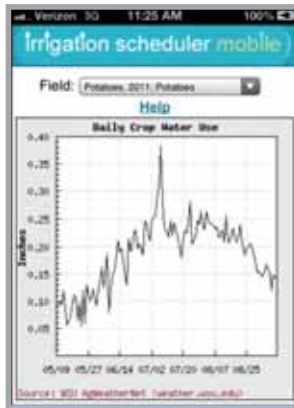
Estimated Yield Reduction: Graphical representation of estimated yield loss due to water stress if stress levels were maintained



Help Screen: Each page contains a link to a help screen



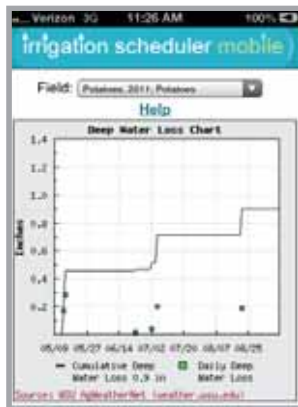
Crop Coefficient Chart: Graphic representation of root zone and crop coefficient (ratio of crop water use compared to a full stand of alfalfa)



Daily Crop Water Use Chart: Graphical representation of daily crop water use



Full Website: A full website version is available and completely compatible with the mobile version



Daily Crop Water Use Chart: Graphical representation of daily crop water use



For additional help, a manual is also available at weather.wsu.edu/ism/ISMManual.pdf or if you would like to submit any questions or comments, please contact:

weather.wsu.edu/ism/

Troy Peters
troy_peters@wsu.edu
509-786-9247



Irrigation Scheduling Made Easy

Smart water management begins with two questions. When do I turn the water on and for how long? The answer lies with the Irrigation Scheduler Mobile App, because the payoff can be big.

Using Irrigation Scheduler growers can increase yields, improve crop quality, decrease fertilizer use, save pumping costs, conserve water, and reduce non-point source pollution.

Irrigation Scheduler, originally developed by Washington State University¹, is a unique smartphone²-enabled irrigation scheduling tool available for growers across the West. It's ideal for running simplified check-book style irrigation scheduling.

Best of all, Irrigation Scheduler is fully integrated with a wide variety of agricultural weather networks so that daily crop water use (ET) estimates and rainfall data are automatically filled in.

Start Using

irrigation scheduler mobile

- Register for a free username and password at weather.wsu.edu
- Name your field, select a weather station and define field variables

Try it today at weather.wsu.edu/ism/

Follow this step-by-step User Guide and learn how to generate custom data sets for your own growing operation.

¹2013 partners: Bureau of Reclamation, Anheuser-Busch and Bonneville Power Administration.

²Currently available for Android phones. iPhone, MS Windows Phone & BlackBerry planned for Fall 2014.

IRRIGATION SCHEDULER FEATURES:

- Tracks simple soil water balance based on ET
- Functions with any desktop browser as well as smartphones
- Sets up field accounts easily
- Retrieves ET data from select automated weather stations
- Generates seven day crop water use (ETc) forecasts
- Calculates hours of irrigation run time instead of inches of applied water
- Notifies users via mail or text

Available Weather Stations



- AgriMet - Pacific Northwest
- AgWeatherNet - Washington
- MT AgriMet - Montana
- CoAgMet - Colorado
- AZMet - Arizona
- AWDN - South Dakota
- NDAWN - North Dakota
- CIMIS - California

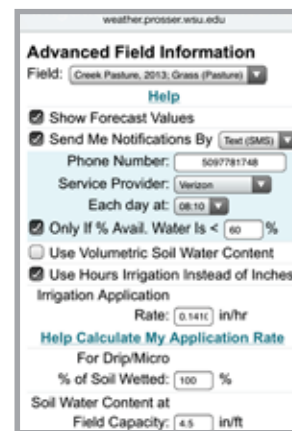
Using the Irrigation Scheduler Mobile App User Guide



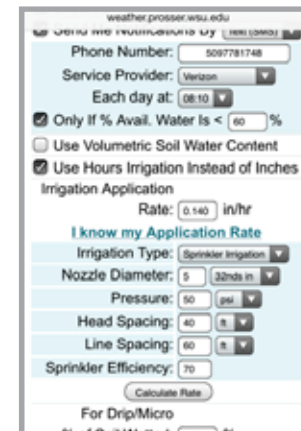
Login screen: Register for a new account, request username reminder or reset password.



Add New Field page: Name field, select station and define field variables.



Advanced Field Variables: Add more detailed irrigation data for a specific field.



7-Day Budget Table: View crop water use, precipitation and soil moisture characteristics, add irrigation amounts.